



Genome Profile

How to order and download
your raw data.

A. Go to ancestry.com.au/dna
click on buy now
(sometimes they have specials)

ancestry.com.au/dna/?o_iid=102776&o_lid=102776&o_sch=Web+Property

Apps Online Tarot Readin... QuickBooks vital.ly MedWay: Report D... Trello Australian Clinical L... Blood Test Results E... Australia College Google Scholar

ancestry Trees Search DNA Help Extras [Subscribe](#) [Sign In](#)

EARLY BIRD CHRISTMAS SALE

AncestryDNA® is the gift that lasts.

With AncestryDNA®, your friends and family can discover their ethnic mix and uncover fascinating new details about their family story.

ONLY **\$109*** ~~\$129~~

[Buy now](#)

Activate a test **FAQs**

Ethnicity Estimate

England, Wales and Northwestern Europe	54%
China	37%
Ireland and Scotland	5%
Norway	4%

*AUD. Offer ends 11:59pm (AEDT) on 25 Nov 2019. Price excludes shipping costs. Price includes taxes. Transaction fees may apply. Payment processed in the United States.

B. This is the process below. You will receive your results online.



Order your complete kit with easy-to-follow instructions.



Return a small saliva sample in the prepaid envelope.



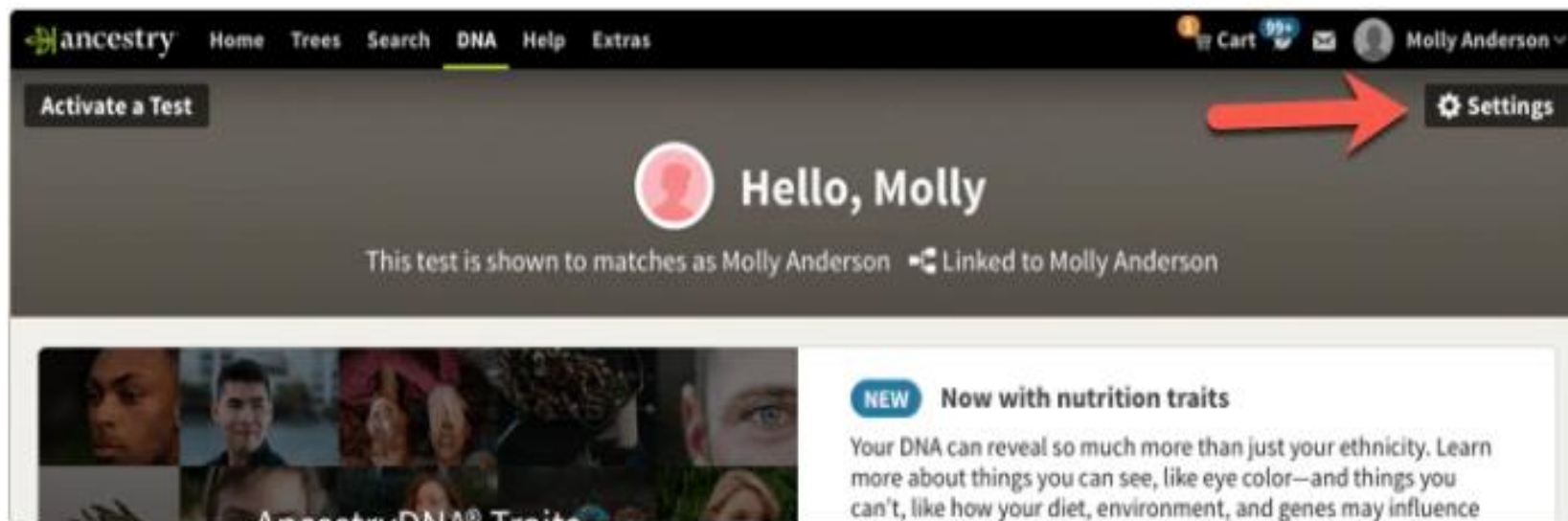
Your DNA will be analyzed at more than 700,000 genetic markers.



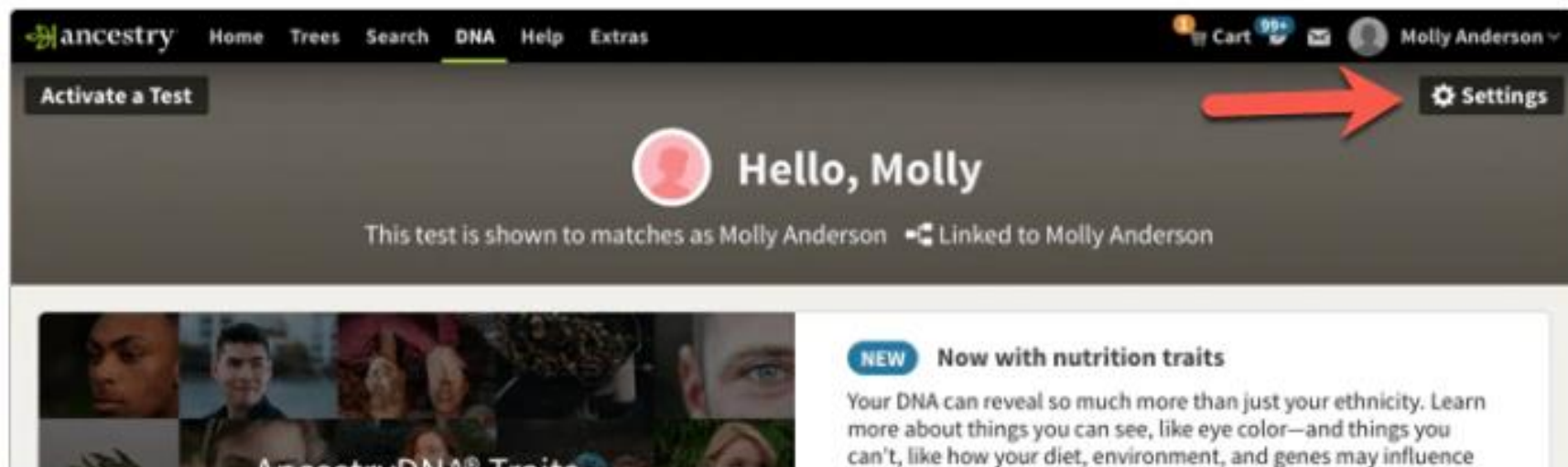
Within 6-8 weeks, expect an email with a link to your online results.

C. Once your results are ready - go to the website and follow these directions.

- 1 Sign in to [your Ancestry account](#).
- 2 From any page on Ancestry, click the **DNA** tab.
- 3 On your DNA homepage, click **Settings** on the right side of the page.

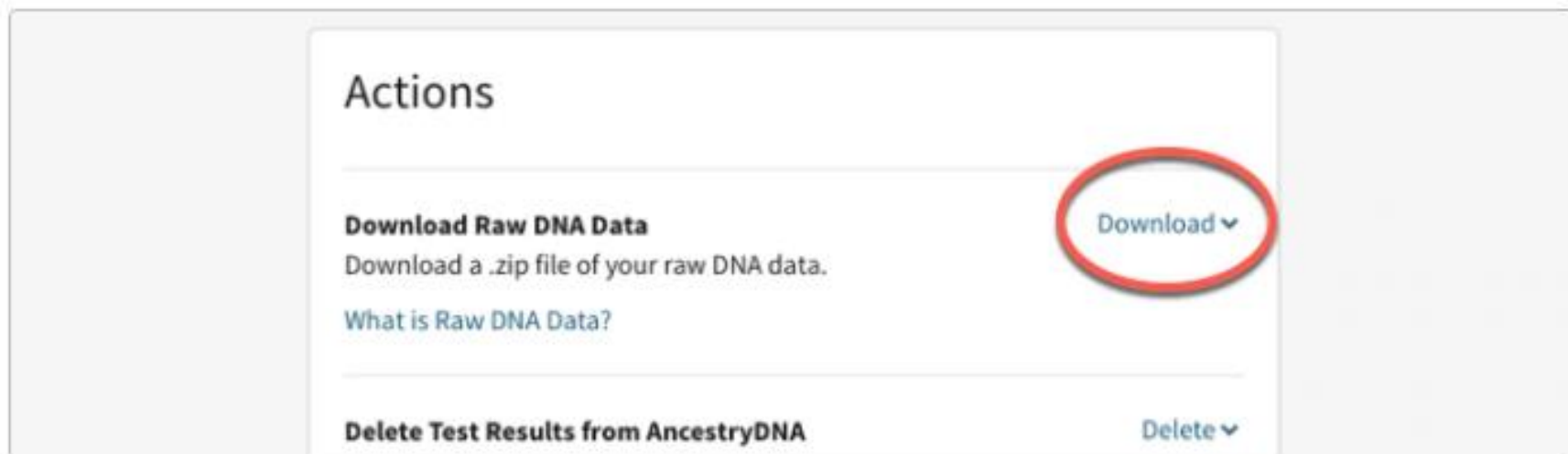


- 4 On your DNA homepage, click **Settings** in the top-right corner.



The screenshot shows the AncestryDNA homepage. At the top, there is a navigation bar with links for Home, Trees, Search, DNA, Help, and Extras. On the right side of the navigation bar, there are icons for a Cart, a notification bell, and a user profile for Molly Anderson. Below the navigation bar, there is a dark grey header area with a button labeled "Activate a Test" on the left and a "Settings" button with a gear icon on the right. A red arrow points to the "Settings" button. In the center of the header, there is a profile picture placeholder and the text "Hello, Molly". Below this, it says "This test is shown to matches as Molly Anderson" and "Linked to Molly Anderson". Below the header, there is a promotional banner for "AncestryDNA® Traits" with a "NEW" badge and the text "Now with nutrition traits". The banner text reads: "Your DNA can reveal so much more than just your ethnicity. Learn more about things you can see, like eye color—and things you can't, like how your diet, environment, and genes may influence".

- 5 Scroll to the Actions section and click **Download** next to Download Raw DNA Data.



The screenshot shows the "Actions" section of the AncestryDNA interface. The section is titled "Actions" and contains two main items. The first item is "Download Raw DNA Data", which includes a description: "Download a .zip file of your raw DNA data." and a link: "What is Raw DNA Data?". To the right of this item is a "Download" button with a dropdown arrow, which is circled in red. The second item is "Delete Test Results from AncestryDNA", which has a "Delete" button with a dropdown arrow to its right.

- 6 Enter your password and check the box saying that you understand that your downloaded copy of DNA data will not be protected by Ancestry's security measures after you download it.



Download Raw DNA Data Close ^

Please enter your Ancestry account password. You'll receive a confirmation email and download instructions at the email address associated with your Ancestry account.

Password [Forgot Password?](#)

Password

I understand that after my DNA data is downloaded, the downloaded copy will not be protected by AncestryDNA's security measures. When I download my raw DNA data, I assume all risk of storing, securing, and protecting my downloaded data.

- 7 Click **Confirm**.

After clicking **Confirm**, you'll get an email containing a link to confirm the download. The link will expire after seven days. To see which email address is associated with your Ancestry account, click your name or username in the top-right corner of Ancestry and select **Your Account**. The email address will be listed in the Your Account section of that page. If you're in the right email account, check your junk folder. If you don't receive the email within 24 hours, please [give us a call](#).



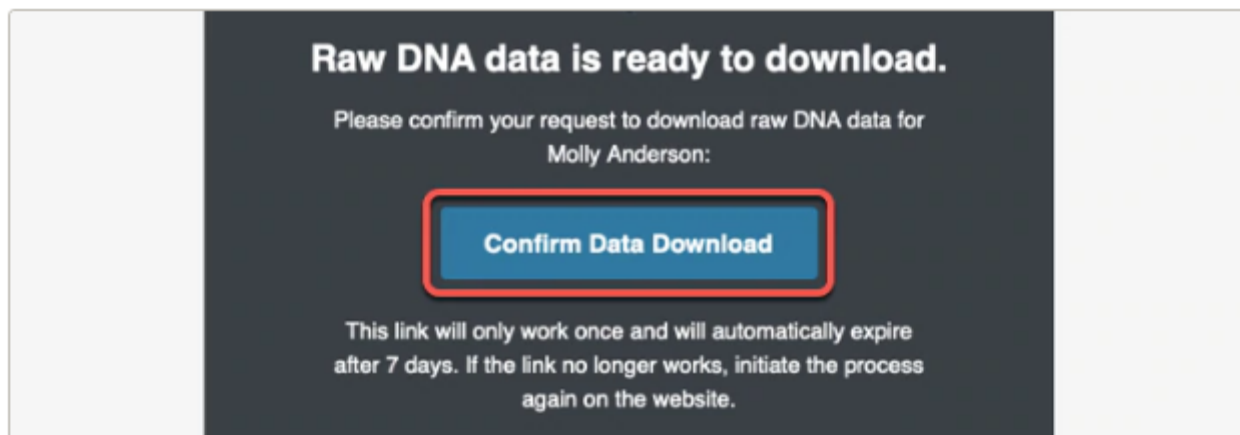
measures. When I download my raw DNA data, I assume all risk of storing, securing, and protecting my downloaded data.

The downloaded data is subject to the [AncestryDNA Terms and Conditions](#) and [AncestryDNA Privacy Statement](#).

Confirm

Delete Test Results from AncestryDNA Delete v

- 8 In the email, click **Confirm Data Download**.





- 9 On the Download DNA Raw Data page on Ancestry, click **Download DNA Raw Data**.

- The link from the email should bring you to a page that says Download DNA Raw Data at the top. If instead, you're prompted to sign in to your Ancestry account, sign in, and you'll be brought to the right page.
- If you're brought to a page that contains a DNA ad rather than a sign in page, you may be in someone else's account; click the name or username in the top-right corner to sign out, then sign in to your account.



10 The file will be downloaded to your computer.

The file name will be **dna-data-(date).zip**. If you can't find it, check your Downloads folder or your Desktop. You can also search for the file name (if you have a PC) by clicking the Windows key  on your keyboard and entering the file name in the search field that appears, or (if you have an Apple computer) by clicking the Spotlight icon  in the top-right corner of your screen and entering the file name in the search field that appears.



D. Email the 'zipped file' to vanessa@seekvitality.com

E. Book online for an appointment to go through your personalised genome profile report.

<https://www.seekvitality.com/online-booking.html>